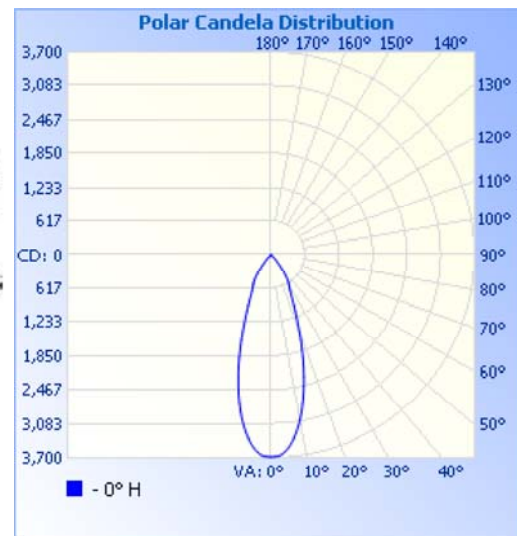


Les produits d'éclairage

AimLite

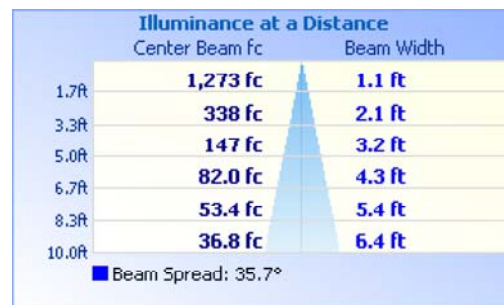
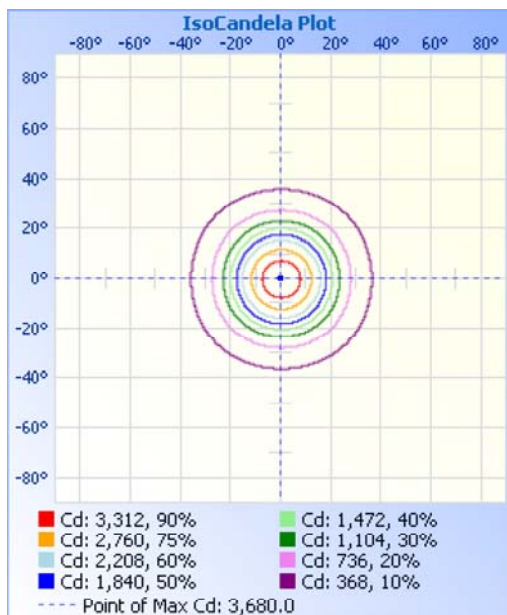
Lighting Products

Filename: R12R-1-LA1-90-27K-F**Manufacturer:** Aimlite lighting**Luminaire:** R12R-L**Luminaire Cat:** R12R-1-L-A1-90-(A-H)-(B-W)-(B-S-W)-(B-S-W)-27K-F**Lamp:** (1) COB VERO18-(BXR-30G4000-C-73-SE) c/w Universal Driver
D15CC55UNVTW-LS @ 120.00V**Distribution:** Direct Type - Downlight**Lamp Output:** Total luminaire Lumens: 1673.5**Max Candela:** 3,680.0 at Horizontal: 0°, Vertical: 0°**Input Wattage:** 23**Luminous Opening:** Circular (Dia: 2.75")**Test:** S1702172-R1 config from**Test Lab:** Spectra Lux Industries Inc.**Photometry :** Type C**CIE Class:** Direct**Cutoff Class:** Full Cutoff**Nema Type:** 5 X 5**Zonal Lumen Summary**

Zone	Lumens	% Luminaire
0-30	1,387.5	82.9%
0-40	1,646.4	98.4%
0-60	1,673.5	100%
60-90	0	0%
70-100	0	0%
90-120	0	0%
0-90	1,673.5	100%
90-180	0	0%
0-180	1,673.5	100%

Lumens Per Zone

Zone	Lumens	% Total	Zone	Lumens	% Total
0-10	321.8	19.2%	90-100	0	0%
10-20	625.9	37.4%	100-110	0	0%
20-30	439.8	26.3%	110-120	0	0%
30-40	258.8	15.5%	120-130	0	0%
40-50	27.2	1.6%	130-140	0	0%
50-60	0	0.0%	140-150	0	0%
60-70	0	0.0%	150-160	0	0%
70-80	0	0.0%	160-170	0	0%
80-90	0	0.0%	170-180	0	0%



Coefficients Of Utilization - Zonal Cavity Method

Effective Floor Cavity Reflectance: 20%

RCC %:	80				70				50				30				10				0
RW %:	70	50	30	0	70	50	30	0	50	30	20		50	30	20		50	30	20		0
RCR: 0	1.19	1.19	1.19	1.19	1.16	1.16	1.16	1.00	1.11	1.11	1.11		1.06	1.06	1.06		1.02	1.02	1.02		1.00
1	1.14	1.12	1.10	1.08	1.12	1.10	1.08	.95	1.06	1.04	1.03		1.02	1.01	1.00		.99	.98	.97		.95
2	1.10	1.05	1.02	.99	1.07	1.04	1.00	.91	1.00	.98	.96		.98	.95	.94		.95	.93	.92		.90
3	1.05	.99	.95	.92	1.03	.98	.94	.86	.96	.92	.90		.93	.90	.88		.91	.89	.87		.85
4	1.01	.94	.89	.86	.99	.93	.89	.82	.91	.87	.84		.89	.86	.83		.87	.85	.82		.81
5	.97	.89	.84	.81	.95	.88	.84	.78	.87	.83	.80		.85	.82	.79		.84	.81	.78		.77
6	.93	.85	.80	.76	.91	.84	.79	.74	.83	.79	.75		.82	.78	.75		.80	.77	.74		.73
7	.89	.81	.76	.72	.88	.80	.76	.71	.79	.75	.72		.78	.74	.71		.77	.74	.71		.70
8	.86	.77	.72	.69	.84	.77	.72	.68	.76	.71	.68		.75	.71	.68		.74	.70	.68		.67
9	.82	.74	.69	.65	.81	.74	.69	.65	.73	.68	.65		.72	.68	.65		.71	.67	.65		.64
10	.79	.71	.66	.63	.78	.70	.66	.62	.70	.65	.62		.69	.65	.62		.68	.65	.62		.61

Luminaire Report Summary

IESNA:LM-63-2002
 [ISSUE DATE] 17 February 2017
 [TEST LAB] Spectra Lux Industries Inc.
 [TEST] S1702172-R1 config from
 [MANUFACT] Aimlite lighting
 [LUMEN CAT] R12R-1-L-A1-90-(A-H)-(B-W)-(B-S-W)-(B-S-W)-27K-F
 [LUMINAIRE] R12R-L
 [LAMP] (1) COB VERO18-(BXRC-30G4000-C-73-SE) c/w Universal Driver D15CC55UNVTW-LS
 @ 120.00V
 [_BURNING] Vertical Base Up (1,674 Luminaire Lumens)
 [_REFLECTOR] Specular Spun Aluminum (Flood)
 [_LENS] None
 [_HOUSING] Fabricated Metal Sheet
 [DISTRIBUTION] Direct Type - Downlight

FILE: CREATED USING ABSOLUTE PHOTOMETRY
 FILE: CANDELA MULTIPLIER: 0.4
 FILE: VERTICAL ANGLES: 67, HORIZONTAL ANGLES: 1
 FILE: COORDINATE SYSTEM: TYPE C
 FILE: UNIT OF MEASURE: STANDARD
 FILE: BALLAST FACTOR: 1

Photometrics Pro 1.3.29 copyright 2003-2018 by jSolutions, Inc.
 Reported data calculated from manufacturer's data file, based on IES recommended methods.